

**J C R & Co.**

**CHARTERED ACCOUNTANTS**

Office No C-36, Second Floor, Shreenath Plaza

Dnyaneshwar Paduka Chowk, F C Road, Pune-04

Mobile :9766201435

Email: jcrpune@gmail.com

=====

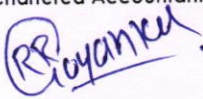



NAME: SLUM REHABILITATION AUTHORITY

STATUS: LOCAL AUTHORITY

FINANCIAL STATEMENT

FINANCIAL YEAR: 2020-2021

LANGUAGE: ENGLISH

SLUM REHABILITATION AUTHORITY PUNE AND PIMPRI CHINCHWAD AREA 4TH FLOOR, KAKADE BIZZ ICON, GANESHKHIND ROAD, NEAR E-SQUARE THEATRE, SHIVAJINAGAR, PUNE-411005						
Balance Sheet As At March 31st, 2021						
	Particulars	Note No.	31st March'2021		31st March'2020	
			Rs.	Rs.	Rs.	Rs.
I.	SOURCES OF FUND					
	(1) Capital Fund					
	(a) Reserves and Surplus	1	3,42,31,79,860		1,73,81,72,553	
				3,42,31,79,860		1,73,81,72,553
	(2) Non - current liabilities					
	(4) Current Liabilities					
	(a) Short term borrowings	2	22,43,02,730		20,75,12,083	
	(b) Deposits Payables	3	54,91,020		1,64,98,435	
	(c) Short term provisions	4	7,58,058		8,62,933	
	(d) Other current liabilities			23,05,51,808		22,48,73,451
	TOTAL			3,65,37,31,668		1,96,30,46,004
II.	ASSETS					
	(1) Non - current assets					
	(a) Fixed Assets					
	(i) Tangible assets	5	56,90,046		69,89,515	
	(ii) Intangible assets			56,90,046		69,89,515
	(iii) Capital work in progress					
	(b) Non - current investments	6	3,62,68,18,300		1,94,39,45,652	
	(c) Deferred tax assets (Net)			3,62,68,18,300		1,94,39,45,652
	(d) Long term loans and advances					
	(e) Other non current assets					
	(2) Current Assets					
	(a) Current Investments					
	(c) Trade receivables	7	1,67,35,311		67,27,562	
	(d) Cash and cash equivalents					
	(e) Short term loans and advances	8	44,88,012		53,83,276	
	(f) Other current assets			2,12,23,323		1,21,10,837
	TOTAL			3,65,37,31,668		1,96,30,46,004
The notes attached form an integral part of the Balance Sheet						
As per our Report of even date FOR JCR & CO. Chartered Accountants			For and on behalf of the Board SLUM REHABILITATION AUTHORITY			
 RAVI R GOYANKA (PARTNER) Membership number: 160423 Place: Pune Date:-			 Deputy Director (Accounts)	 Secretary	 Chief Executive Officer	

**SLUM REHABILITATION AUTHORITY**  
**PUNE AND PIMPRI CHINCHWAD AREA**  
**4TH FLOOR, KAKADE BIZZ ICON, GANESHKHIND ROAD, NEAR E-SQUARE THEATRE, SHIVAJINAGAR, PUNE-411005**

**Income and Expenditure Statement for the Year Ended March 31st, 2021**

	Particulars	Note No.	Current reporting period		Previous reporting period	
			Rs.	Rs.	Rs.	Rs.
I.	Revenue from Operations	9	15,71,13,531		11,02,14,774	
II	Other Income	10	1,61,09,35,602		17,28,84,400	
III	<b>Total Income (I + II)</b>			<b>1,76,80,49,133</b>		<b>28,30,99,174</b>
IV	<b>Expenses :</b>					
	Adminisitrative Expenses	11	2,40,62,905		2,54,92,342	
	Financial Expenses	12	44,152		14,442	
	Legal and Professional Fees	13	8,59,138		9,26,330	
	Depreciation and amortization expense	5	16,33,755		14,75,197	
	Manpower Cost	14	5,49,94,275		5,05,51,962	
	Other Expenses	15	14,47,601			
	<b>Total Expenses</b>			<b>8,30,41,826</b>		<b>7,84,60,273</b>
V	<b>Surplus over expenses (III-IV)</b>			<b>1,68,50,07,306</b>		<b>20,46,38,901</b>
The notes attached form an integral part of the Statement of Profit and Loss						

As per our Report of even date

**FOR JCR & CO.**

**Chartered Accountants**

*Ravi R. Goynanka*

**RAVI R GOYANKA**  
(PARTNER)

Membership number: 160423

Place: Pune

Date-



For and on behalf of the Board  
**SLUM REHABILITATION AUTHORITY**

*AAV*

**Deputy Director**  
(Accounts)

*AM*

*KS*

**Secretary**

*MA*

**Chief Executive Officer**

**SLUM REHABILITATION AUTHORITY**  
**NOTES TO FINANCIAL STATEMENTS**

**1 Reserves and Surplus:**

Particulars	31st March 2021			31st March 2020		
	Reserve & Surplus	Surplus i.e. balance in Statement of Income & Expenditure	Total	Reserve & Surplus	Surplus i.e. balance in Statement of Income & Expenditure	Total
At the beginning of the reporting period						
Transferred from/to Income and Expenditure Account	1,73,81,72,553		1,73,81,72,553	1,53,35,33,653		1,53,35,33,653
		1,68,50,07,306	1,68,50,07,306		20,46,38,901	20,46,38,900
<b>At the close of the reporting period</b>	<b>1,73,81,72,553</b>	<b>1,68,50,07,306</b>	<b>3,42,31,79,860</b>	<b>1,53,35,33,653</b>	<b>20,46,38,901</b>	<b>1,73,81,72,553</b>

Debit balance in Income & Expenditure Account shall be shown as a negative figure under the head 'Surplus'



**SLUM REHABILITATION AUTHORITY**  
**NOTES TO FINANCIAL STATEMENTS**

**Note 2 Deposits Payables**

Particulars	As at 31st March 2021	As at 31st March 2020
a) Aditya Multi Services	10,064	10,064
b) Earnest Money Deposit	2,31,372	2,31,372
c) Electricity Deposit	-	7,83,000
d) Laxmi Tours & Travels	30,000	30,000
e) MSEB Deposit	39,28,560	56,45,560
f) Security Deposit	5,23,519	55,919
g) S M Electricals	3,935	3,935
h) Staff Security Deposit	(4,000)	(4,000)
i) Surya Enterprises	51,966	51,966
j) EMD for tender	19,62,000	18,97,000
k) Maintenance	21,75,65,314	19,88,07,267
<b>Total</b>	<b>22,43,02,730</b>	<b>20,75,12,083</b>

**Note 3 Short term provisions:**

Particulars	As at 31st March 2021	As at 31st March 2020
a) TDS Payable	2,66,668	2,03,656
b) 1% Cess Received	50,95,836	1,62,07,645
c) Professional Tax	58,881	59,381
d) GST TDS	69,635	27,753
<b>Total</b>	<b>54,91,020</b>	<b>1,64,98,435</b>

**Note 4 Other current liabilities**

Particulars	As at 31st March 2021	As at 31st March 2020
a) Professional Fees Payable	1,581	1,581
b) DCPS	1,82,822	2,08,009
c) GIS	15,120	15,120
d) GPF	28,306	1,22,955
e) Housing and Building Loan	3,772	3,772
f) Other Deductions	1,55,701	1,50,862
g) Withheld Pay	1,29,713	1,29,713
h) CM Relif Fund	5,900	5,900
i) Income Tax Salary	1,500	1,500
j) H.B.A.	(15,546)	(15,546)
k) Sundry Creditors	30,000	30,000
l) Works Contract Tax	5,992	5,992
m) Retention Payable	1,85,000	1,85,000
n) accident insurance fund	15,906	5,784
o) Interest on HBA	12,291	12,291
<b>Total</b>	<b>7,58,058</b>	<b>8,62,933</b>



**SLUM REHABILITATION AUTHORITY**  
**NOTES TO FINANCIAL STATEMENTS**

9

**Note 6 : Non current investment Part-1**

Particulars	As at 31st March 2021	As at 31st March 2020
<b>Investment</b>		
<b>In Fixed Deposits</b>		
Fixed Flexi Deposit (BOB) A/c	9,78,29,000	2,88,71,808
Fixed Flexi Deposit (BOB-13636) A/c	13,87,501	-
F D A/c	1,16,71,809	-
FD- Bank of Baroda -1946972	57,60,000	-
FD-UBI-	1,99,00,000	-
FD- Union Bank of India - 536673	33,70,000	-
FD Union Bank OF India- Xxxxxxxx	1,00,00,000	-
FD with Canara Bank- 317835	1,80,00,000	-
FD with Canara Bank- 617747	1,90,00,000	-
FD with Canara Bank- 617748	1,20,00,000	-
FD with Canara Bank- 617781	1,99,00,000	-
FD with Canara Bank- 617782	25,00,000	-
FD with Canara Bank- 617803	1,90,00,000	-
FD with Canara Bank- 617804	1,90,00,000	-
FD with Canara Bank- 617807	40,00,000	-
FD with Canara Bank- 617808	1,90,00,000	-
FD with Canara Bank- 617836	1,90,00,000	-
FD with Canara Bank- 617945	1,80,00,000	-
FD with Canara Bank- 617946	1,80,00,000	-
FD with Canara Bank- 617980	1,99,00,000	-
FD with Canara Bank- 617983	1,99,00,000	-
FD with Canara Bank- 617984	1,99,00,000	-
FD with Canara Bank- 617985	1,99,00,000	-
FD with Canara Bank- 618055	1,90,00,000	-
FD with Canara Bank- 618056	1,90,00,000	-
FD with Canara Bank- 618057	1,90,00,000	-
FD with Canara Bank- 618058	1,90,00,000	-
FD with Canara Bank- 618059	1,90,00,000	-
FD with Canara Bank- 618060	1,90,00,000	-
FD with Canara Bank- 618061	1,90,00,000	-
FD with Canara Bank- 618062	1,90,00,000	-
FD with Canara Bank- 618063	1,15,00,000	-
FD with Indian Overseas Bank-0586181	1,90,00,000	-
FD with Indian Overseas Bank-0586182	1,90,00,000	-
FD with Indian Overseas Bank-0586183	1,20,00,000	-
FD with Indian Overseas Bank-0586191	1,90,00,000	-
FD with Indian Overseas Bank- 0586192	1,20,00,000	-
FD with Indian Overseas Bank-0586193	1,90,00,000	-
FD with Indian Overseas Bank-0586195	1,90,00,000	-



**SLUM REHABILITATION AUTHORITY  
NOTES TO FINANCIAL STATEMENTS**

**Note 6: Non current investment Part-2**

Particulars	As at 31st March 2021	As at 31st March 2020
FD with Indian Overseas Bank- 0586196	1,20,00,000	-
FD with Indian Overseas Bank- 0586210	1,82,00,000	-
FD with Indian Overseas Bank- 0586211	1,82,00,000	-
FD with Indian Overseas Bank- 0586212	1,82,00,000	-
FD with Indian Overseas Bank- 0586378	1,90,00,000	-
FD with India Overseas Bank-0586189	1,90,00,000	-
FD with Maharashtra Gramin Bank- 1044427	1,90,00,000	-
FD with Maharashtra Gramin Bank- 1044428	1,90,00,000	-
FD with Union Bank- 964105	1,99,00,000	-
FD with Union Bank- 537755	1,99,00,000	-
FD with Union Bank- 536004	30,00,000	-
FD with Union Bank- 536005	1,99,00,000	-
FD with Union Bank- 536006	1,99,00,000	-
FD with Union Bank- 536007	1,99,00,000	-
FD with Union Bank- 536008	1,99,00,000	-
FD with Union Bank- 536723	1,99,00,000	-
FD with Union Bank- 536724	1,99,00,000	-
FD with Union Bank- 536730	1,99,00,000	-
FD with Union Bank- 536742	1,99,00,000	-
FD with Union Bank- 536743	1,99,00,000	-
FD with Union Bank- 536753	1,99,00,000	-
FD with Union Bank- 536775	57,00,000	-
FD with Union Bank- 537754	1,99,00,000	-
FD with Union Bank- 537756	1,99,00,000	-
FD with Union Bank- 537757	1,99,00,000	-
FD with Union Bank- 537758	1,99,00,000	-
FD with Union Bank- 537759	5,00,000	-
FD with Union Bank- 537813	1,99,00,000	-
FD with Union Bank- 537814	1,99,00,000	-
FD with Union Bank- 537815	1,99,00,000	-
FD with Union Bank- 537816	1,99,00,000	-
FD with Union Bank- 537817	1,99,00,000	-
FD with Union Bank- 537853	1,99,00,000	-
FD with Union Bank- 964104	1,99,00,000	-

**Note 6: Non current investment Part-3**

Particulars	As at 31st March 2021	As at 31st March 2020
FD Maharashtra Gramin Bank-039822	-	99,50,000
FD Maharashtra Gramin Bank-039823	-	99,50,000
FD Maharashtra Gramin Bank-039824	-	99,50,000
FD Maharashtra Gramin Bank-039825	-	99,50,000
FD Maharashtra Gramin Bank-039826	-	99,50,000
FD Maharashtra Gramin Bank-039828	-	99,50,000
FD Maharashtra Gramin Bank-039829	-	99,50,000
FD Maharashtra Gramin Bank-039830	-	99,50,000
FD Maharashtra Gramin Bank-39833	-	95,00,000
FD Maharashtra Gramin Bank-39831	-	99,50,000
FD Maharashtra Gramin Bank-39832	-	29,50,000
FD PDCC Bank- 471692	40,00,00,000	-
FD PDCC Bank- 471693	40,00,00,000	-
FD PDCC Bank- 471694	40,00,00,000	-
FD PDCC Bank- 471695	20,00,00,000	-
Union Bank Of India FD	55,16,946	-
Proposed Cooperative Society Shareholding	3,19,200	-
FD with Union Bank- 964108	52,00,000	-
FD with Axis Bank 126033412989	-	5,00,00,000
FD with Axis Bank 126033412290	-	5,00,00,000



**SLUM REHABILITATION AUTHORITY  
NOTES TO FINANCIAL STATEMENTS**

//

**Note 6 : Non current investment Part-4**

Particulars	As at 31st March 2021	As at 31st March 2020
Corporation Bank Fd 968036	23,00,000	23,00,000
FD Axis Bank	-	5,00,00,000
FD Axis Bank 126033412991	-	5,00,00,000
FD AXIS BANK AUNDH 118082512-727	4,50,00,000	4,50,00,000
FD AXIS BANK AUNDH 118082512-756	3,50,00,000	3,50,00,000
FD AXIS BANK AUNDH 1180825127-57	4,50,00,000	4,50,00,000
FD AXIS BANK AUNDH 1180825127-58	4,50,00,000	4,50,00,000
FD AXIS BANK AUNDH 118082512-759	4,50,00,000	4,50,00,000
FD AXIS BANK AUNDH 118082512-760	4,50,00,000	4,50,00,000
FD Bank of Baroda- 1946782	-	10,10,00,000
FD Bank of Baroda -1946784	-	10,10,00,000
FD Bank of Baroda 1946787	-	1,90,00,000
Fd Bank of Baroda 1946788	-	1,80,00,000
Fd Bank of Baroda- 1946789	-	1,90,00,000
Fd Bank of Baroda- 1946792	-	1,90,00,000
FD Federal Bank15060300-102404	1,95,00,000	1,95,00,000
FD-Federal Bank-551&544 (09102019)	3,90,00,000	3,90,00,000
FD Federal Bank No 67952,35870,16259	5,55,00,000	5,55,00,000
FD ICICI BAK 17050134	1,90,00,000	1,90,00,000
FD ICICI BANK 17050095	1,90,00,000	1,90,00,000
FD ICICI BANK 17050096	1,90,00,000	1,90,00,000
FD ICICI BANK 17050099	1,90,00,000	1,90,00,000
FD ICICI BANK 17050100	1,90,00,000	1,90,00,000
FD ICICI BANK 17050112	1,90,00,000	1,90,00,000
FD ICICI BANK 17050113	1,90,00,000	1,90,00,000
FD ICICI BANK 17050122	1,90,00,000	1,90,00,000
FD ICICI BANK 17050123	1,90,00,000	1,90,00,000
FD ICICI BANK 17050126	1,73,00,000	1,73,00,000
FD ICICI BANK 17050133	1,20,00,000	1,20,00,000
FD ICICI BANK 17050135	1,90,00,000	1,90,00,000
FD IDFC First Bank	-	16,35,00,000
Fd with Axis Bank 126033412992	-	5,00,00,000
Fd with Bank of Baroda 1946786	-	10,10,00,000
FD with Corporation Bank-53010345461188	-	6,10,00,000
Fd with Federal Bank 15000300706614	1,95,00,000	1,95,00,000
Fd with Federal Bank 15060300102313	1,95,00,000	1,95,00,000
Fd with Federal Bank 15100300089449	1,95,00,000	1,95,00,000
Fd with Federal Bank 15810300110686	1,95,00,000	1,95,00,000
Fd with Federal Bank 16630300067838	1,95,00,000	1,95,00,000
Fd with Federal Bank (3102019)	5,60,00,000	5,60,00,000
Fd with Maharashtra Gramhin-122902	-	90,00,000
Fd with Maharashtra Gramhin-122904	-	90,00,000
Fd with Mahatrashttra Gramhin-122901	-	90,00,000
Fd with Mahatrashttra Gramhin-122903	-	90,00,000
Fd with Mahatrashttra Gramhin-122905	-	90,00,000
IDFC FD 5219486326	-	29,50,000
Mahatrashttra Gramhin Fd 1044355	-	57,60,000



**Note 6 : Non current investment Part-5****(FD made for society Maintenance)**

Particulars	As at 31st March 2021	As at 31st March 2020
FD Bank of Baroda Sb-267266	34,00,000	34,00,000
FD Bank of Baroda Sb-970992	13,80,000	13,80,000
FD Bank of Baroda Sb-970993	8,20,000	8,20,000
FD Bank of Baroda Sb-970994	23,80,000	23,80,000
FD Bank of Baroda Sb-971249	2,65,000	2,65,000
FD Bank of Baroda Sb-971250	22,60,000	22,60,000
FD Bank of Baroda Sb-971266	35,20,000	35,20,000
FD Bank of Baroda SBM - 267776	4,80,000	4,80,000
FD Bank of India (Joint)	3,15,000	3,15,000
FD in Bank of Baroda - 282594	10,40,000	10,40,000
FD in Bank of Baroda - 402131	21,20,000	21,20,000
FD in Bank of Baroda - 402146	2,25,000	2,25,000
FD in Bank of Baroda - 402153	28,80,000	28,80,000
FD in Bank of Baroda - 402386	7,20,000	7,20,000
FD in Bank of Baroda - 402413	32,00,000	32,00,000
FD in Bank of Baroda - 402484	11,40,000	11,40,000
FD in Bank of Baroda - 690050	4,80,000	4,80,000
FD UCO BANK-251452	42,66,944	42,66,944
FD Union Bank of India-666039	31,66,240	31,66,240
FD with Bank of Baroda - 221517	2,80,129	2,80,129
FD with Bank of Baroda - 288789	31,26,014	31,26,014
FD with Bank of Baroda - 288843	20,85,734	20,85,734
FD with Bank of Baroda - 288844	10,88,455	10,88,455
FD with Bank of Baroda - 288845	21,87,253	21,87,253
FD with Bank of Baroda - 288873	12,34,693	12,34,693
FD with Bank of Baroda - 288874	31,23,684	31,23,684
FD with Bank of Baroda - 288883	18,95,803	18,95,803
FD with Bank of Baroda - 288969	14,60,593	14,60,593
FD with Bank of India - 1230220	19,43,974	19,43,974
FD with BOI TR - 1151775	56,55,000	56,55,000
FD with Dena Bank-187008	45,20,001	45,20,001
FD with Dena Bank-187015	17,15,856	17,15,856
FD with Dena Bank-187016	18,81,506	18,81,506
FD WITH SBH LR-0056919	43,49,635	43,49,635
FD with Union Bank of India - 979821	8,80,000	8,80,000
FD with Union Bank of India - 979911	17,02,800	17,02,800
FD with Union Bank of India(Joint)	25,53,653	25,53,653
FD with Elbrus Ramtekdi Coop Society- 551524	21,45,156	21,45,156
FD with Union Bank of India - 666521	98,89,042	98,89,042
FD With Corporation Bank-968027	1,24,19,883	1,24,19,883
FD With Maharashtra Gramhin-6492013	1,43,10,223	1,43,10,223
FD with Union Bank-538135	42,28,114	42,28,114
FD With Corporation Bank-397494	1,06,74,707	1,06,74,707
FD With Maharashtra Gramhin-1044366	75,41,348	75,41,348
FD with Union Bank-537411	1,72,73,972	1,72,73,972
Riyaz Qureshi coop Housing Society	19,00,000	19,00,000
Society FD 1946769	16,38,432	16,38,432
	<b>3,62,68,18,300</b>	<b>1,94,39,45,652</b>



**SLUM REHABILITATION AUTHORITY  
NOTES TO FINANCIAL STATEMENTS**

13

**Note 7 Cash and cash equivalents:**

Particulars	As at 31st March 2021	As at 31st March 2020
a) Balances with schedule banks - In Current Account	1,67,23,678	67,27,562
b) Cash on hand	11,633	-
<b>Total</b>	<b>1,67,35,311</b>	<b>67,27,562</b>

**Note 8 Other Current Assets (specify nature)**

Particulars	As at 31st March 2021	As at 31st March 2020
a) Postal Deposit	5,000	5,000
b) Tax Deducted at Source	27,63,326	27,63,326
c) Janabai Sahakari Gram Rachana Santha Pune	15,950	15,950
d) Advance	1,00,000	1,00,000
e) Navnirman mahila bahu uddeshiya sanstha	16,04,736	25,00,000
f) Computer Advance	(1,000)	(1,000)
<b>Total</b>	<b>44,88,012</b>	<b>53,83,276</b>

**Note 9 Revenue from Operations**

Particulars	As at 31st March 2021	As at 31st March 2020
a) Balcony Premium	1,02,138	10,24,235
b) Development Charges	1,93,42,722	2,58,08,620
c) Interest on Pelanty	1,05,000	7,36,555
d) Form Fee	1,78,000	44,000
e) Hardship Premium	-	1,23,420
f) Infrastructural Charges	23,31,127	2,36,96,343
g) Land Premium	11,86,32,956	4,00,51,341
h) Passgae Premium	10,13,216	13,21,814
i) Rada Roda Charges	2,48,344	7,03,920
j) Registration Fee	90,00,000	14,40,000
k) Scrutiny Fee	17,34,900	13,49,975
l) Staircase Premium	22,79,394	27,13,616
m) Advertisement Charges	23,911	1,18,679
n) Miscellaneous Remmittances	7,313	18,008
o) Terrace Premium	19,81,292	82,72,481
p) Lift Premiun	1,33,218	27,91,767
<b>Total</b>	<b>15,71,13,531</b>	<b>11,02,14,774</b>



**SLUM REHABILITATION AUTHORITY  
NOTES TO FINANCIAL STATEMENTS**

**Note 10 Other Income**

Particulars	As at 31st March 2021	As at 31st March 2020
<b>1 Interest Received</b>		
a) Bank Interest	91,941	8,51,276
b) Interest on Investment	5,19,51,920	9,60,15,462
c) Interest on Flexi Deposit	25,64,262	5,23,598
d) Interest received from Clients'	10,04,855	43,06,180
<b>2 Other Income</b>		
a) Other Income	34,836	19,895
<b>3 Rent Income</b>		
a) Rent Received	2,03,21,356	7,11,67,989
<b>4 Electricity charges recovered</b>	67,22,727	
<b>5 Resettlement and Rehabilitation of Slum Cost</b>	1,52,82,43,705	
<b>Total</b>	<b>1,61,09,35,602</b>	<b>17,28,84,400</b>

**SLUM REHABILITATION AUTHORITY  
NOTES TO FINANCIAL STATEMENTS**

**Note 11 Administrative Expenses**

Particulars	As at 31st March 2021	As at 31st March 2020
a) Advertisement Expense	4,54,645	15,38,693
b) Computer Repairs & Maintenance	7,58,726	29,770
c) Diesel Expenses	-	10,000
d) Electricity Charges	9,90,804	96,30,225
e) Office Expenses	18,58,440	7,77,508
f) Water charges	17,185	7,981
g) Postage Expenses	20,250	40,500
h) Printing and Stationary	4,81,300	2,12,925
i) Books and Magazine	-	29,811
j) Telephone Expenses	1,57,838	89,781
k) Travelling Expenses	43,46,274	27,62,078
l) Website and Software Expenses	12,744	50,566
m) Repairs Expenses	3,89,815	4,58,889
n) Furniture rent	-	26,550
o) pest control expenses	-	92,800
p) site cleaning expenses	10,67,484	4,62,189
q) Rent Paid	1,20,34,681	76,72,788
r) Internet Charges	2,73,334	-
s) Deposits released	-	70,000
t) Miscellaneous	2,74,632	1,13,812
u) Survey Fees	9,24,753	-
v) Business Promotion	-	2,67,965
w) Donation	-	2,06,604
x) Late Fees	-	21,000
y) Transportation expenses	-	12,000
z) Refund of Interest	-	9,07,907
<b>Total</b>	<b>2,40,62,905</b>	<b>2,54,92,342</b>



SLUM REHABILITATION AUTHORITY  
NOTES TO FINANCIAL STATEMENTS

15

**Note 12 Financial Expenses**

Particulars	As at 31st March 2021	As at 31st March 2020
a) Bank Charges	44,152	14,442
<b>Total</b>	<b>44,152</b>	<b>14,442</b>

**Note 13 Legal and Professional Charges**

Particulars	As at 31st March 2021	As at 31st March 2020
a) Professional Fees	8,59,138	9,26,330
<b>Total</b>	<b>8,59,138</b>	<b>9,26,330</b>

SLUM REHABILITATION AUTHORITY  
NOTES TO FINANCIAL STATEMENTS

**Note 14 Man Power Cost**

Particulars	As at 31st March 2021	As at 31st March 2020
a) Salary Expenses	3,51,75,465	3,39,82,144
b) Leave Salary Contribution A/c	12,64,113	2,77,289
c) Medical Expenditure	-	2,50,848
d) Travelling Allowance	24,345	61,126
e) Honorarium	1,66,51,623	1,48,37,422
h) Pension Contribution	18,78,729	-
j) PMAY Salary	-	11,43,133
<b>Total</b>	<b>5,49,94,275</b>	<b>5,05,51,962</b>

**Note 14 Other Expenses**

Particulars	As at 31st March 2021	As at 31st March 2020
a) Accident Insurance Expenses	8,496	-
b) Interest on Deposits	11,09,556	-
c) Medical Reimbursement	2,37,886	-
d) Refreshment Expenses	91,663	-
<b>Total</b>	<b>14,47,601</b>	<b>-</b>



SLUM REHABILITATION AUTHORITY  
NOTES TO FINANCIAL STATEMENTS

Depreciation as per Income tax act

Note 5 - Fixed Assets

Particulars	Dep Rate	GROSS BLOCK (AT COST)						DEPRECIATION			NET BLOCK	
		As at beginning of current reporting period	Additions before 182 days	Additions after 182 days	Total	Deductions during the year	As at end of current reporting period	As at beginning of current reporting period	For the year	Deductions	As at end of current reporting period	As at end of previous reporting period
<b>Tangible Assets</b>												
Office Equipment's	15.00%	16,62,894.00	26,601.00	-	16,89,495.00	-	16,89,495.00	-	2,53,424.25	-	14,36,070.75	16,62,894.00
Furniture & Fixtures	10.00%	27,41,538.00	-	-	27,41,538.00	-	27,41,538.00	-	2,74,154.00	-	24,67,384.00	27,41,538.00
Computer & Software	40.00%	25,77,915.00	58,410.00	2,49,275.00	28,85,600.00	-	28,85,600.00	-	11,04,385.00	-	17,81,215.00	25,77,915.00
Intangible Assets	25.00%	7,168.00	-	-	7,168.00	-	7,168.00	-	1,792.00	-	5,376.00	7,168.00
		69,89,515.00	85,011.00	2,49,275.00	73,23,801.00	-	73,23,801.00	-	16,33,755.25	-	56,90,045.75	69,89,515.00
Previous Year		39,01,959.00	13,56,777.00	32,05,976.00	84,64,712.00	-	84,64,712.00	-	14,75,197.00	-	69,89,515.00	39,01,959.00

